

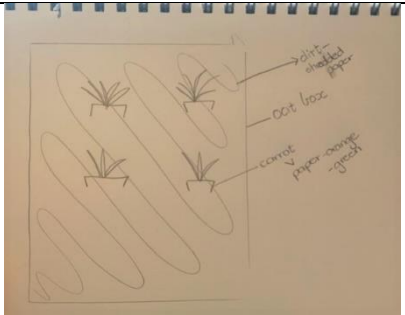

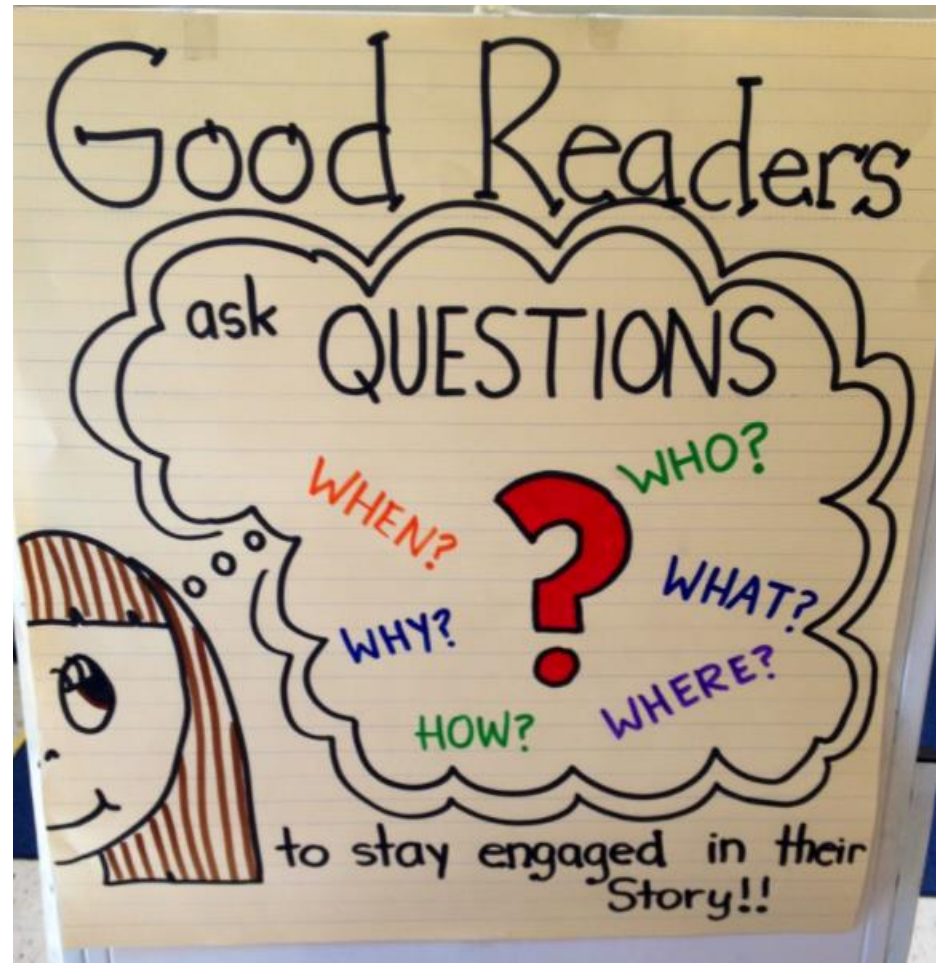



Week 3 Term 4 – Grade 1

	Literacy	Numeracy	Well-being / Discovery Learning.																								
Monday	<div><div> Google Meet</div><div>Questioning</div><div>Listen to the story ‘The Fabulous Friend Machine’ https://www.youtube.com/watch?v=sqRII8KHZZo</div><div>You will then need to use the 5ws (who, what, when, where, why) and how, to think of questions the characters might ask themselves throughout the book.</div><div>What questions might Popcorn ask herself?</div><div>What questions might the animals on Fiddlesticks Farm as themselves?</div><div>What questions might the wolves ask themselves?</div><div>You will need to think of 3 more questions.</div><div>Here are some examples to get you started:</div><table><tr><th>Popcorn</th><th>The animals on Fiddlesticks Farm</th><th>The wolves</th></tr><tr><td>Who does this phone belong to?</td><td>Why is Popcorn not talking to us?</td><td>When do we get to eat this chicken?</td></tr></table></div>	Popcorn	The animals on Fiddlesticks Farm	The wolves	Who does this phone belong to?	Why is Popcorn not talking to us?	When do we get to eat this chicken?	<div>Maths Essential Assessment</div> <div>Statistics and Probability</div> <div>To be completed on Google Classroom.</div>	<div>Let’s get ready for school!</div> <div>Are you ready to go back to school?</div> <div>There are some key things we need to remember.</div> <div>We need to pack our hat, lunch box, drink bottle and reader into our bag.</div> <div>Your task today is to create a checklist or drawing to remind you of the things you will need to pack on the first day back.</div> <div>Emily</div>																		
Popcorn	The animals on Fiddlesticks Farm	The wolves																									
Who does this phone belong to?	Why is Popcorn not talking to us?	When do we get to eat this chicken?																									
Tuesday	<div>Word building - Karryn</div> <div>Add these word endings to the base words.</div> <table><tr><th>Base Word</th><th>“s”</th><th>“ing”</th><th>“ed”</th></tr><tr><td>play</td><td>plays</td><td>playing</td><td>played</td></tr><tr><td>jump</td><td></td><td></td><td></td></tr><tr><td>look</td><td></td><td></td><td></td></tr><tr><td>walk</td><td></td><td></td><td></td></tr><tr><td>cook</td><td></td><td></td><td></td></tr></table>	Base Word	“s”	“ing”	“ed”	play	plays	playing	played	jump				look				walk				cook				<div><div> Graphs</div><div>Look at the graph below and answer the questions about the data.</div><div>Google Classroom activity: Graph Explorers in the Google Meet</div></div>	<div>Discovery Learning: Craft Focus</div> <div>Today we are focusing on creating a plan for a craft project! We constantly get inspiration from the world around us, we see colours, shapes and patterns that inspire all sorts of projects.</div> <div>Today I would like you to create a plan for a craft project using inspiration from around you.</div> <div>I have planned to make a mini vegetable garden!</div>
Base Word	“s”	“ing”	“ed”																								
play	plays	playing	played																								
jump																											
look																											
walk																											
cook																											

			
Wednesday	<p> Google Meet: Questioning</p> <p>Read a non-fiction text then write 3-5 questions using the 5ws (who, what, when, where, why) and how.</p> <p>Write some questions that you would have about the book before, during and after reading.</p>	<p>Number</p> <p>Comparing numbers and the value of the digits</p> <p>When we compare numbers, we look at how many tens and ones the number has. We then need to decide which number is larger.</p> <p>Write these numbers in your book in pairs. You will need to write how many tens and ones each number has.</p> <p>Compare the numbers and circle the larger number.</p> <ol style="list-style-type: none"> 55 and 36 89 and 22 13 and 31 48 and 18 64 and 92 <p>How did you know which number was larger?</p>	<p>Let's Make Lunch!</p> <p>Prepare a healthy lunchbox today to get ready for school tomorrow.</p>




Name: _____

I Love My Pet



Direction Use the bar graph below to answer the questions.



1. How many children chose cats? _____
2. How many children chose hamsters? _____
3. How many children like dogs? _____
4. Which pet did most children choose? _____
5. Which pet did the children choose the least? _____
6. How many more children like dogs than hamsters? _____
7. How many children in all chose cats and dogs? _____